



AC-COLLABR-8™

ROLLING CHARGE STAND

USER MANUAL

Product Information

Designed to charge up to 16 Mobile, Chromebooks, laptops or tablets, Digital projector, etc.

Specifications:

Model		AC-COLLABR-8™
Exterior Dimensions	Inch	39.25 (H) x 17.5 (W) x 17.5 (D)
	cm	99.7 (H) x 44.45 (W) x 44.45 (D)
Product Weight (Without Devices)		27 lbs (12.24 kg)
Shipping Weight		36 lbs (16.32 kg)
Capacity		Up to 16 Devices
Supported Devices		Mobile, Chromebooks, laptops or tablets, etc.
Charging Port		2-AC sockets, 1 USB-A, 1-USB-C per side
Charging Port (US Version)		Rating:12A125V60Hz1500W USB-USB-A:5Vdc,3A/9Vdc,2A/12Vdc,1.5A USB-C:5Vdc,3A/9Vdc,2.22A/12Vdc,1.67A USB-A+USB-C:5Vdc,3.1AMax,15.5W Max
Charging Port (EU Version)		Ratedinput:250V~/50Hz/16A/Max 3680W/230V~ USB-A:5Vdc,3A/9Vdc,2A/12Vdc,1.5A USB-C:5Vdc,3A/9Vdc,2.22A/12Vdc,1.67A USB-A+USB-C:5Vdc,3.1AMax,15.5W Max
Charging Port (UK Version)		Ratedinput:250V~/50Hz/13A/Max 2990W/230V~ USB-A:5Vdc,3A/9Vdc,2A/12Vdc,1.5A USB-C:5Vdc,3A/9Vdc,2.22A/12Vdc,1.67A USB-A+USB-C:5Vdc,3.1AMax,15.5W Max
Power Specifications (For towers sold within North America)		AC IN/ Power Strip: 110V AC, 50/60Hz, 2-12 A Maximum power: 1400W
Power Specifications (For towers sold outside North America)		AC IN/ Power Strip: 100-240V AC, 50/60Hz, 2-12 A Maximum power: 2400W
Charging Type		Basic Charging
Security		N/A
Casters		Four 3 inch (7.62 cm) Swivel / Lock Casters
Warranty		Lifetime Frame, 2 Years Electronics

Specifications subject to change without notice.

Product Information

This manual covers the following models and part numbers below. Refer to the part numbers and cord end diagrams for your specific region.

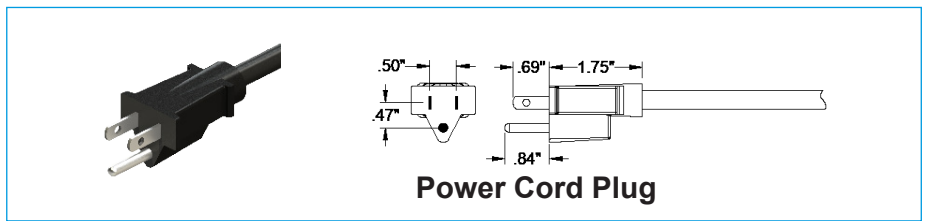
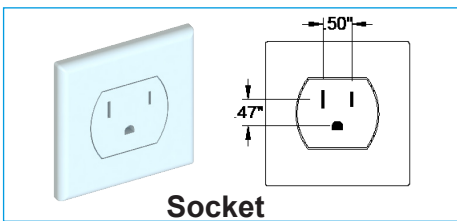
Note: The manual is based upon the North American 110V product offering.

MODEL# AC-COLLABR-8

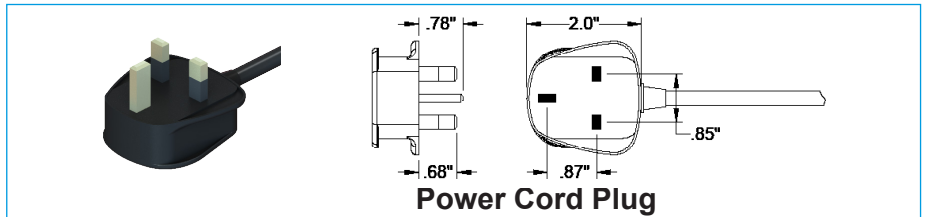
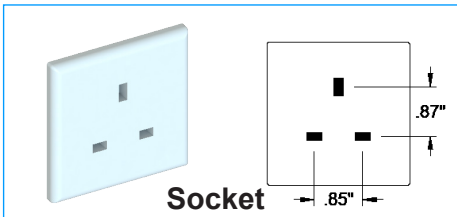
SKU	DESCRIPTION
MPW-CLB-B8N-D	8x8 Port Mobile Charge Station - 110V NA
MPW-CLB-B8N-E	8x8 Port Mobile Charge Station - 220V UK
MPW-CLB-B8N-U	8x8 Port Mobile Charge Station - 220V EU
MPW-CLB-B8N-A	8x8 Port Mobile Charge Station - 240V AU

Power Cords and Sockets for Specific Region:

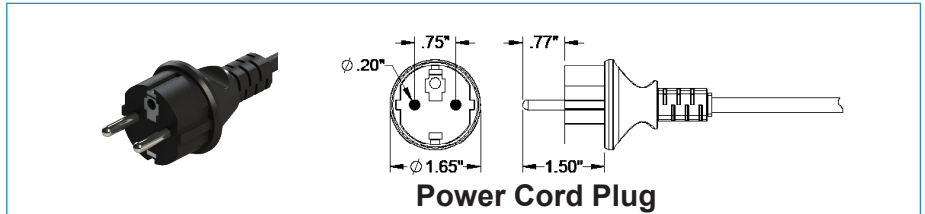
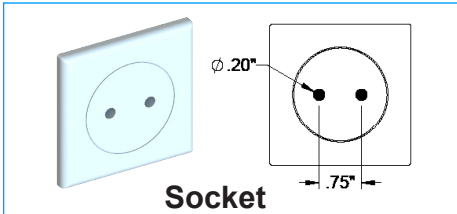
US / Canada



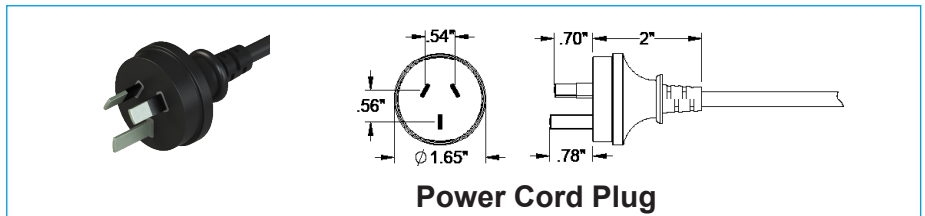
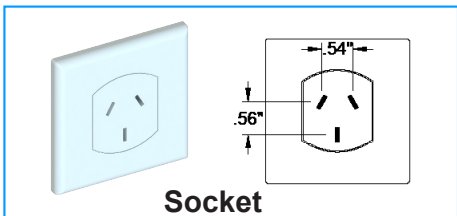
United Kingdom



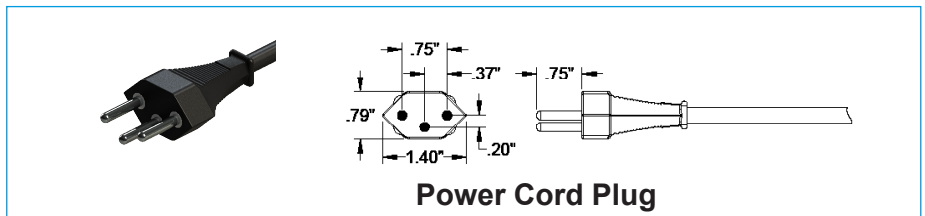
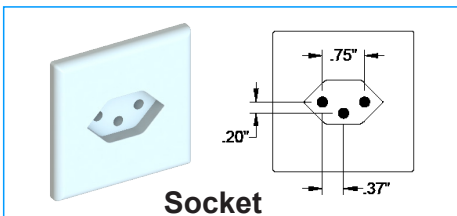
European



Australian



Switzerland Type-J



Product Information

AC-COLLABR-8™ is the perfect solution for providing power to mobile devices. With 2-AC outlets and 2-USB outlets on each side, charge up to 16 devices simultaneously a single three-prong plug.

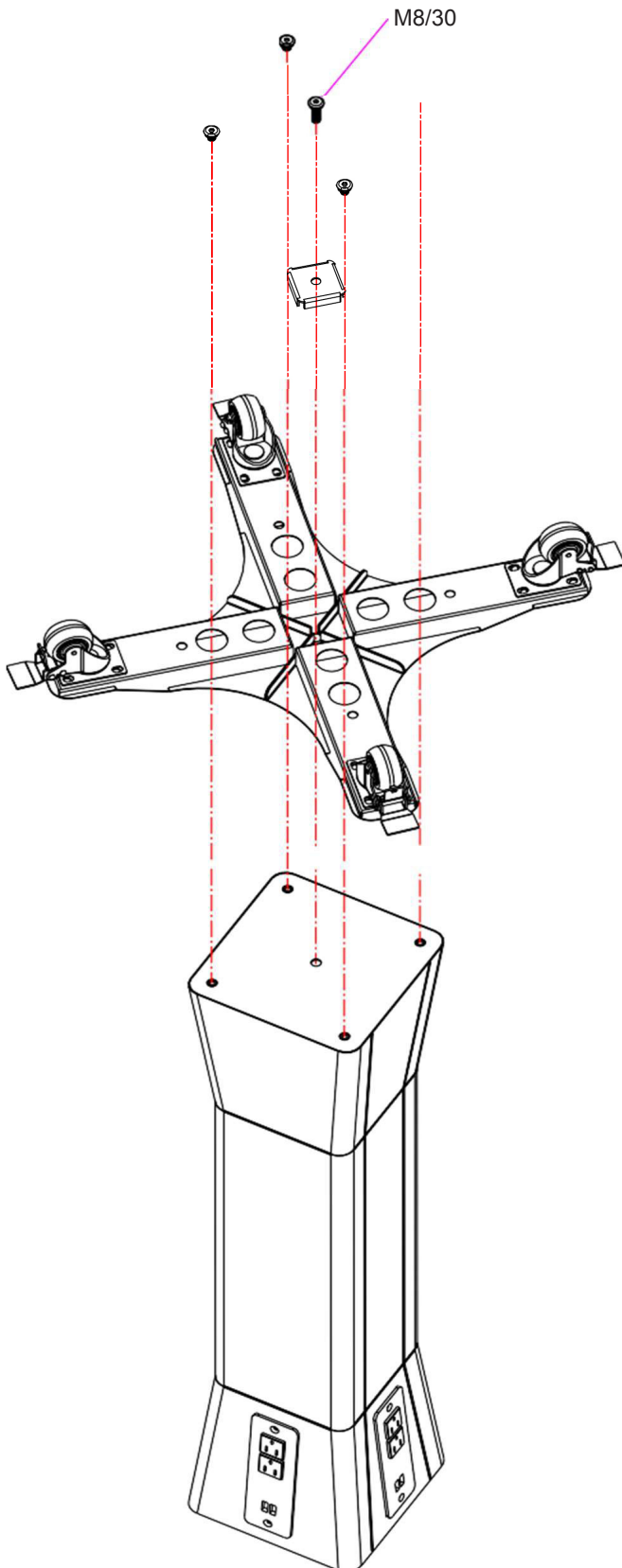
Note: review this guide before installing devices and to learn how to safely use your cart.

KEY FEATURES SPECIFICATIONS:



Installation Instructions

INSTALLATIONS OF LEGS:

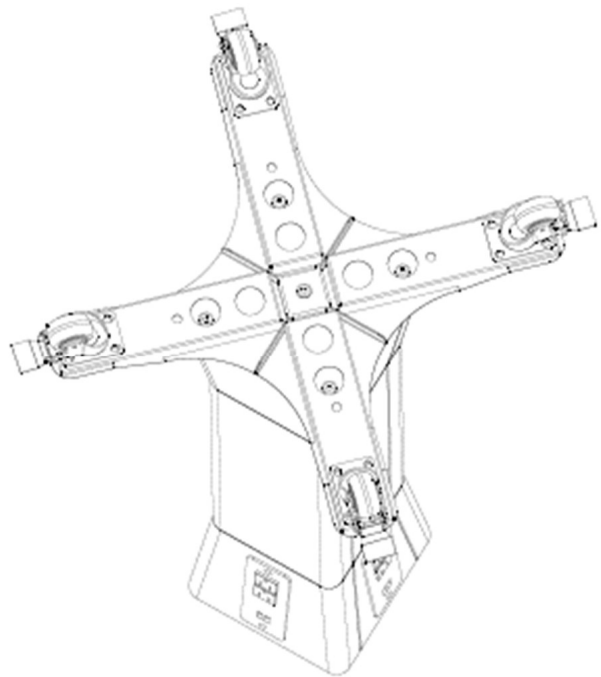


Place the unit on its top. Please place the top on a soft surface or padding to avoid damage to the top of the unit, and battery switch and display screen on BA versions

Install the four legs to the bottom of the charging stand. Use the *M8/12* bolts provided to attach each leg in the position as shown.

Do not tighten until centering plate is attached

Attach the centering plate in the center with the *M8/30* bolt provided to lock the legs in place. After tighten all four legs after centering plate has been installed.



Note: AC-COLLABR-8™ has low center of gravity which provides stability when moving and avoids tipping.

Casters Positions

LOCK OR UNLOCK THE MOVEMENT OF CART:


This tower is equipped with Casters that have a “BLACK” color foot pedal.

Release the *Direction Lock* by lifting up on the foot pedal. Tower will then have its full swivel motion restored.



With a simple release of the BLACK foot pedal, allowing you to navigate effortless with unparalleled flexibility.

Engage the BLACK foot pedal to securely lock the wheels, keeping the cart safely in place.




Safety Instructions


CAUTION
NOTICE

THIS IS NOT A TOY.
ALWAYS FOLLOW SAFETY INSTRUCTIONS.


DANGER
WARNING


WARNING

 **DO NOT** pull the rolling tower using power cord



ELECTRICAL SYSTEM IS DESIGNED TO HANDLE A MAXIMUM OF 1400 WATTS.
If wattage exceeds 1400W at one time, the charging system may not operate correctly. Remove devices until the total wattage is under 1400W.

 **DO NOT** connect the tower with broken electrical components.



 **DO NOT** place liquids on or near the tower.



ALWAYS FOLLOW SAFETY PRECAUTIONS

- **ALWAYS** move the rolling tower slowly and be aware of our surroundings.
- **ALWAYS** have repairs be performed by a qualified electrician.
- **ALWAYS** set power switch to OFF position before you unplug unit from wall, plug unit into the wall, or plug in devices.
- **ALWAYS** remove external devices set on top of stand before rolling stand around.

 **DO NOT** touch any part of the electrical system while plugged in.




 **DO NOT** attempt to move down stairs.





For warranty claims, please have the following information ready, then visit : www.powertechnologies.com

To create a help ticket.

 **DO NOT** use an extension cord with this unit.



 **DO NOT** roll tower over the power cord.



Serial Number:

Product:

Date Of Purchase:

 **DO NOT** allow children to move or climb tower.





 **DO NOT** ride or run with the rolling tower.



Reseller Name:

PO Number:

 **ONLY ADULTS** should move the rolling tower.



Further Information

For further information on this product and others, contact Power Technologies at.

Power Technologies
42035 Zevo Dr
Temecula, CA 92590+
888.650.4488

support@powertechnologies.com

www.powertechnologies.com

Troubleshooting

Trouble	Indication	Possible Cause
General Specs	volts and amperage capability of the AC-COLLABR-8™	Internal cable can support 20A current but is limited by the plug standards. US: 110V, 15A; UK: 220V 13A; and EU: 220V, 110A
	charging capability of USB ports	Current USB-A ports are 5V, 2.4A for 12W total power